



Sleepyhead COMMERCIAL





Sleepyhead COMMERCIAL

Welcome

We know your guests love their sleep. With life being so full on and fast paced, we know how much they need it.

A great sleep can completely transform the way you look and feel – physically, mentally and spiritually.

That's why we're passionate about creating the best sleep your guests can possibly get. Using fresh thinking and innovative design, we've created the optimum in bedding solutions to give your guests the utmost quality, comfort and support for an exceptional sleep.

With Sleepyhead, your guests will wake up feeling refreshed and revived, and ready to make each day the best day of their life, ensuring they become your return guests.



01 773 3333



BASES & LEGS



RANGER NATURAL

Sleepyhead COMMERCIAL

Upholstered Bases*

All bases come with 100mm castors except Wayfarer.



*Pictures are indicative only. For swatch samples please contact us on 0800 753 377 or commercial@sleepyhead.co.nz

Base Legs

We have created a number of different options for you to choose from, offering castors and glides in a range of heights.

*Leg type must be specified at time of ordering to ensure the correct fitting is manufactured.




0800 753 377



BEDS

BioXCell Spring System



BioXCell Spring Unit

Our exclusive BioXCell independent pocket spring system, which features in the Elegance range, offers an exceptional sleep and reduced partner disturbance.

This is because the individual, electronically heat-tempered springs are totally independent of each other – they are not connected to helical wires like conventional spring units are. This system is long lasting and durable.



Elegance Super Plush

This luxurious super plush bed is the top of the Sleepyhead range and has been designed for the most discerning of guests. Featuring our exclusive independent BioXCell spring system at its core. Combinations of premium Dunlop Foam Comfort Technology including FusionGel® - Advanced gel infused foam for superior pressure relief, support and temperature management and FusionGraphene which conducts heat away from the body ensuring heat is not trapped in your mattress disrupting your sleep patterns.



Elegance Plush

Offering both luxury and comfort, this **plush** bed features our exclusive independent BioXCell spring system, extra thick layers of high density Dreamfoam, Nuvole Pure Comfort fibre quilting and a superbly soft plush Pillow Top.



Latex Elegance

This **medium feel** bed features our exclusive independent BioXCell spring system and a thick layer of naturally superior latex, which provides a healthier sleeping surface. It is topped off with a luxury Pillow Top.



Elegance Elite

Combining our exclusive independent BioXCell spring system with layers of super high density foam, offering superior breathability as well as **extra firmness** and support, this luxury bed features an extremely supportive Euro Top.



Elegance

With a focus on luxury, this **medium/firm feel** bed features our exclusive independent BioXCell spring system, extra thick layers of high density Dreamfoam, Nuvole Pure Comfort fibre quilting and a supportive Plush Top.



Torquezone HD Spring Unit


Torquezone HD is a graduated five zone spring system design, encased in a Structureflex foam box, that actively cradles the hip region. Torquezone HD provides superior support as it features a thicker wire than the standard Torquezone spring system, making the mattress stronger. The Torquezone design also gives more surface coverage compared to other innerspring systems and is the only open coil spring system especially designed to minimise partner disturbance because both the springs and helical wires run continuously head to toe, transferring weight down the length of the bed and minimising partner disturbance.

Torquezone® Spring Unit

Endorsed by the New Zealand Chiropractors' Association, our exclusive Torquezone spring system has been designed with a 'posturised' centre for more concentrated support where it's most needed – in the centre third of the mattress where the lumbar area and hips require additional support. It also features a head-to-toe helical system to prevent roll together.

Structureflex


Our Torquezone spring system is surrounded by high density foam, providing exceptional surface support and stability to the very edge of the mattress. This design results in less partner disturbance, a better quality sleep and additional support when getting in and out of bed.



Torquezone HD Spring Unit



Torquezone Spring Unit



Structureflex

Supreme

Offering great comfort, quality and value, this **firm feel** bed features our exclusive Torquezone HD spring system. Topped off with extra thick comfort layers and double sided mattress design.



Executive Plush

Designed to offer superb comfort as well as good support, this **plush feel** bed has our exclusive Torquezone system at its core and is topped with generous layers of Dreamfoam, Nuvole Pure Comfort fibre quilting and a supportive Pillow Top.



Firm Edge Divan base option is available in Executive, Executive Plush and Supreme models.

Executive

Designed to offer superb comfort as well as good support, this **medium feel** bed has our exclusive Torquezone system at its core and is topped with generous layers of Dreamfoam and Nuvole Pure Comfort fibre quilting.



Zip Combination

Designed for greater room flexibility, two individual beds can be joined together when necessary with a high tensile zip.

- Available in most commercial models
- Velcro together option if required
- Reduced partner disturbance



Drawer Base

These innovative bed bases have been designed to offer extra storage opportunities. The large drawers provide easy opening and closing.

Available with any commercial mattress



Hotelier

Offering extremely good value, this **medium feel** bed is also designed to give great comfort and support. It features our exclusive Torquezone system in a lofted easy care top mattress.

Also available in the double sided Export Hotelier version.



Wayfarer

This comfortable, well-priced **firm feel** bed is popular with hostels and schools. It features our full width Torquezone system and provides excellent performance.



Anti-Bed Bug Fabric

Sleepyhead now offer an anti-bed bug fabric, designed to eradicate bedbugs that can live and hide on the mattress ticking. The fabric is Ökotex 100 certified technology meaning it does not feature any hazardous substances and is guaranteed skin safe. It is also anti-microbial and a proven mosquito repellent.



Anti-Bed Bug Fabric



Sleepyhead COMMERCIAL

Roll-Away Bed

This exclusive design gives you a spare bed which can be easily moved in and out of storage or from one room to another. Featuring our exclusive Torquezone system mattress and specially designed base, it offers great comfort and support.

- Easy to move between rooms
- Wooden headboard included



Trundle Bed

Offering the perfect solution where space is an issue, this generous-sized king single comes with a standard single mattress and trundle stored underneath which can be rolled out and raised to the full height of the top mattress.

- Two beds in one



ACCESSORIES

Super Plush Topper

We know how important it is to offer your guests an exceptional sleep, so we've created a super plush top for those wanting to add a little bit of extra luxury to their bed. It features Dreamfoam and Nuvole Pure Comfort fibre quilting.

Available in the full size range



Sleepyhead COMMERCIAL

Healthcare Waterproofing

You may choose to add an additional waterproof layer to the centre section of the mattress. We have designed this material to be breathable, anti-bacterial and anti-static.



Waterproofing strips available in 1 or 2 metre lengths

Hotelier Healthcare Waterproof Mattress

Designed specifically for the healthcare industry, these mattresses are covered in a fully waterproof fabric, which is soft, breathable, anti-bacterial and anti-static.



Waterproof Mattress exclusive to Hotelier

Mattress Protectors

Protect your mattress against dust mites, liquids & stains with our breathable TENCEL® mattress protector. Featuring a waterproof backing & knit skirt, the silky fabric is so light it won't disturb the feel of your mattress.



Available in the full size range

Miranda

The Miranda contains a high density foam core, covered in quilted fire retardant commercial fabric.

This high quality foam mattress is suitable for use in bunks, particularly top bunks where weight is important.

It gives a good sleep quality while being easy for housekeeping staff to service.



01 850 850 850



BEAN BAGS



Sleepyhead COMMERCIAL

Tamara Bean Bags

Designed for indoor use, these bean bags are made with soft Tamara furniture fabric and are available in six different colours. They come generously filled with 200 litres of New Zealand popped beans.

- Indoor use
- 200 litres



Premium Standard Canvas Bean Bags

Designed for outdoor use, these bean bags are made with water resistant PVC canvas fabric and a water resistant taffeta inner lining and are available in five different colours. They come generously filled with 200 litres of New Zealand popped beans.

- Outdoor use
- 200 litres
- Not suitable for prolonged outdoor storage
- Avoid direct contact with pool water



Jumbo Premium Bean Bags

Created for both indoor and outdoor use, and featuring a two-handle design for easy carrying, these bean bags are made with a water resistant premium canvas fabric and waterproof inner lining and are available in three different colours. They come generously filled with 500 litres of New Zealand popped beans.

- Indoor and outdoor use
- 500 litres
- Not suitable for prolonged outdoor storage
- Avoid direct contact with pool water



TAMARA CODES:	COLOUR:	
1020613-IND-ORAN	ORANGE	
1020615-IND-RED	RED	
1020612-IND-NAVY	NAVY	
1020616-IND-YELL	YELLOW	
1020606-IND-BLACK	BLACK	
1020611-IND-LIME	LIME	

PREMIUM STANDARD CODES:	COLOUR:	
1020622-PRCV-ORAN	ORANGE	
1020623-PRCV-RED	RED	
1020618-PRCV-BLUE	BLUE	
1020617-PRCV-BLK	BLACK	
1020621-PRCV-LIME	LIME	

JUMBO PREMIUM CODES:	COLOUR:	
1020628-PRCV-BLK	BLACK	
1020629-PRCV-BLUE	BLUE	
1020630-PRCV-GREY	GREY	
1020631-PRCV-RED	RED	

Bean Bag Refills

New Zealand manufactured polystyrene beans

- 25, 100 & 200 litres

REFILL CODES:	
1003009	SMALL 25LT
1003010	MEDIUM 100LT
1003011	LARGE 200LT



01 877 8888



PILLOWS



Commercial Pillow Range

Great sleep starts with the right pillow. It's essential to invest in quality pillows as they work in unison with the mattress, to provide your guests the best comfort and support for correct spinal alignment, to wake up feeling refreshed and revived.

When you consider that the pillow makes up approximately 25% of your sleep surface, it's a vital component of the sleep experience. Pillows should support the neck and head, working together with the mattress to ensure correct spinal alignment.

Sleepyhead have built a range of commercial pillow options to do just that. Using innovative technology, we have various shapes & feels to suit all sleeping positions.



Lodge/King Pillow **CODE:** 1009367

Extra long polyester fibre pillow, providing comfort and support. Encased in a cambric cotton cover.

- Ultra-Fresh treated to protect against allergens
- 90x50cm
- 900 grams fill
- Machine washable
- Medium to high loft pillow
- Perfect for extra support and King size beds

Healthcare pillow **CODE:** 1009368

A polyester fibre pillow encased in a water resistant vinyl cover, with a mesh air vent allowing the pillow to breathe.

- Ultra-Fresh treated to protect against allergens
- 72x42cm
- 450 grams fill
- Medium loft pillow
- Suitable for tummy and back sleepers

Foam Core Pillow **CODE:** 1009369

A quality foam core pillow wrapped in soft polyester, offering support with added comfort layer. Encased in a Percale cotton cover.

- Ultra-Fresh treated to protect against allergens
- 73x46cm
- 650 grams fill
- Hand washable
- High loft pillow
- Suitable for side sleepers

European Pillow **CODE:** 1009365

A resilient polyester fibre pillow, offering high loft and support with excellent shape retention. Encased in a polyester cotton cover.

- Ultra-Fresh treated to protect against allergens
- 65x65cm
- 700 grams fill
- Machine washable
- High loft pillow
- Perfect for an extra support pillow

3 Corner Pillow **CODE:** 1009366

A triangle shape polyester fibre fill pillow, providing wrap-around cushioning and support. Encased in a polycotton cover.

- Ultra-Fresh treated to protect against allergens
- 75x75cm
- 750 grams fill
- Machine washable
- Medium loft pillow
- Perfect for an extra support pillow

Ball Fibre Firm Pillow **CODE:** 1009370

This premium ball fibre pillow provides excellent shape retention and complete support. Gusseted and piped with a cotton Percale cover.

- Ultra-Fresh treated to protect against allergens
- 69x42cm
- 600 grams fill
- Machine washable
- Medium to high loft pillow
- Suitable for back and side sleepers

Wool Blend Pillow **CODE:** 1009372

A premium blend of 50% polyester and 50% natural wool, providing luxury comfort and support. Gusseted and piped with a Percale cotton cover.

- Ultra-Fresh treated to protect against allergens
- 69x42cm
- 650 grams fill
- Hand washable
- Medium to high loft pillow
- Suitable for back and side sleepers

Sustans Pillow **CODE:** 1012065

A white duck feather, down and sustans fibre wrap generously encases a polyester filling, creating the ultimate in luxurious comfort. Encased in a Japara cotton cover.

- 73x46cm
- 500 grams fill
- Machine washable
- Medium loft pillow
- Suitable for tummy and back sleepers

Memory Microfibre Pillow **CODE:** 1012066

This polyester fibre core pillow is wrapped in an extra comfort layer of memory microfibre, providing a luxurious feel with that extra support and resilience. Encased in a polyester cover.

- 73x46cm
- 600 grams fill
- Machine washable
- Medium to firm loft pillow
- Suitable for side and back sleepers



Quick Reference Information Chart

	Single	Long Single	King Single	Double	Long Double	Queen	King	Super King	Californian King
Elegance Super Plush						L: 203cm W: 153cm H: 70cm	L: 203cm W: 167cm H: 70cm	L: 203cm W: 183cm H: 70cm	L: 203cm W: 203cm H: 70cm
Latex Elegance			L: 203cm W: 107cm H: 67cm		L: 203cm W: 137cm H: 67cm	L: 203cm W: 153cm H: 67cm	L: 203cm W: 167cm H: 67cm	L: 203cm W: 183cm H: 67cm	L: 203cm W: 203cm H: 67cm
Elegance Elite			L: 203cm W: 107cm H: 67cm		L: 203cm W: 137cm H: 67cm	L: 203cm W: 153cm H: 67cm	L: 203cm W: 167cm H: 67cm	L: 203cm W: 183cm H: 67cm	L: 203cm W: 203cm H: 67cm
Elegance Plush			L: 203cm W: 107cm H: 68cm		L: 203cm W: 137cm H: 68cm	L: 203cm W: 153cm H: 68cm	L: 203cm W: 167cm H: 68cm	L: 203cm W: 183cm H: 68cm	L: 203cm W: 203cm H: 68cm
Elegance		L: 203cm W: 91cm H: 66cm	L: 203cm W: 107cm H: 66cm		H: 203cm W: 137cm H: 66cm	L: 203cm W: 153cm H: 66cm	L: 203cm W: 167cm H: 66cm	L: 203cm W: 183cm H: 66cm	L: 203cm W: 203cm H: 66cm
Supreme		L: 203cm W: 91cm H: 65cm	L: 203cm W: 107cm H: 65cm		L: 203cm W: 137cm H: 65cm	L: 203cm W: 153cm H: 65cm	L: 203cm W: 167cm H: 65cm	L: 203cm W: 183cm H: 65cm	L: 203cm W: 203cm H: 65cm
Executive Plush		L: 203cm W: 91cm H: 61cm	L: 203cm W: 107cm H: 61cm		L: 203cm W: 137cm H: 61cm	L: 203cm W: 153cm H: 61cm	L: 203cm W: 167cm H: 61cm	L: 203cm W: 183cm H: 61cm	L: 203cm W: 203cm H: 61cm
Executive		L: 203cm W: 91cm H: 59cm	L: 203cm W: 107cm H: 59cm		L: 203cm W: 137cm H: 59cm	L: 203cm W: 153cm H: 59cm	L: 203cm W: 167cm H: 59cm	L: 203cm W: 183cm H: 59cm	L: 203cm W: 203cm H: 59cm
Hotelier	L: 188cm W: 91cm H: 58cm		L: 203cm W: 107cm H: 58cm	L: 188cm W: 137cm H: 58cm	L: 203cm W: 137cm H: 58cm	L: 203cm W: 153cm H: 58cm	L: 203cm W: 167cm H: 58cm	L: 203cm W: 183cm H: 58cm	L: 203cm W: 203cm H: 58cm
Wayfarer	L: 188cm W: 91cm H: 56cm		L: 203cm W: 107cm H: 56cm	L: 188cm W: 137cm H: 56cm					
Sleepover Trundle Bed	BOTTOM BED L: 188cm W: 91cm H: 57cm		TOP BED L: 203cm W: 107cm H: 57cm						
Roll-Away Bed	SPECIAL SIZE L: 180cm W: 91cm H: 61cm								

NB: Due to circumstances beyond our control, from time to time it may be necessary to make a temporary change to the outer covering (ticking). Any substitute The height measurement is based on a Platform Base, with the optional

Firm Edge Divan Base Overall Height Of Bed	Torquezone Spring Unit	Bioxcell Spring Unit	Heavy Duty Insulating Layers	Graphene	Fusion Gel	Natural Latex Comfort Layers	Dreamfoam® Comfort Layers	Box Top	Pillow Top	Euro Top	Deep-Quilted Sleeping Surface	Lofted Sleeping Surface	Fire Retardant Treated Cover	Flip Free Mattress Design	Extra Length Standard On Singles/Doubles	Firm Edge Divan Base	Platform Base	Legs With Castors	Legs With Glides	Available With 'Zip-Combination'
		●	●	●	●			●					●	●	●		●	●		●
		●	●			●			●				●	●	●		●	●		●
		●	●							●			●	●	●		●	●		●
		●	●				●		●				●	●	●		●	●		●
		●	●				●				●		●	●	●		●	●		●
H: 63cm	●		●				●				●		●		●	●	●	●		●
H: 59cm	●		●				●		●				●	●	●	●	●	●		●
H: 57cm	●		●				●				●		●		●	●	●	●		●
	●		●				●					●	●	●			●	●		●
	●		●				●					●	●	●			●		●	
	●		●				●						●	●						
	●		●				●						●	●			●			

covering will be of a similar weight and quality ('special coverings' may be available on request). Sizes may vary slightly due to normal manufacturing tolerances.
 Firm Edge Divan Base for Supreme, Executive & Executive Plush only.



Sleepyhead COMMERCIAL

Glossary

BioXcell Pocket Spring System

Our exclusive BioXCell independent pocket spring system, which features in the Elegance range, offers an exceptional sleep and reduced partner disturbance. This is because the individual, electronically heat-tempered springs are totally independent of each other – they are not connected to helical wires like conventional spring units are.

Deep Quilted Sleeping Surface

The quilted tops of our mattresses are made from a combination of Dreamfoam and extra thick layers of Nuvole Pure Comfort fibre.

Dreamfoam® Comfort Layers

The unique cell structure of our Dreamfoam provides superior support and absolute comfort, while also offering a truly environmentally friendly option – we create it using an entirely carbon neutral process.

Dunlop Foams®

All of our commercial beds feature the latest sleeping comfort technologies made by Dunlop Foams.

Extra Length Single And Double Beds

Our conventional single and double beds are 188cm long. We offer the option of ordering them to 203cm long if required. The Elegance, Executive, Executive Plush and Supreme beds come at 203cm long as standard.

Firm Edge Divan Base

We have designed the spring unit system in our bases to complement the system in our mattresses, for increased comfort and support and to add years to the life of your bed.

Heat-Tempered Springs

Heat tempering sets the tensile strength of the spring and ensures it doesn't lose height over time.

Heavy Duty Insulating Layers

Using innovative design and the latest in technology, we have created extremely durable insulating layers, which not only help protect the springs within the mattress but also allow air and moisture to flow freely.

Latex Gold® Comfort Layers

Designed to contour to your body shape, our Latex Gold supports your body in all the right places, with specific concentration on the hips, shoulders and spine areas, for ideal in-line support and total muscle relaxation. The natural latex is anti-bacterial, hypo-allergenic, dust free and contaminant-free for ultimate breathability and a healthier sleeping surface.

Smooth Quilted Sleeping Surface

For those looking for less of a pillow effect, we offer a more level surface where the outer covering is quilted through soft foam.

Specially Treated Outer Fabric

The outer fabrics on our commercial range are hard-wearing and have been treated with SlumberGuard, which provides anti-bacterial and fire retardant properties.

Split Base For King Size Beds

We have designed our king size beds with a split base combination for easy handling when moving; either from room to room or in terms of accessibility via stairs and/or lifts.

Structureflex

Our Torquezone & Pocket spring systems are surrounded by high density foam, providing exceptional surface support and stability to the very edge of the mattress. This design results in less partner disturbance, a better quality sleep and additional support when getting in and out of bed.

Torquezone HD Spring Unit

Torquezone HD is a graduated five zone spring system design, encased in a Structureflex foam box, that actively cradles the hip region. Torquezone HD provides superior support as it features a thicker wire than the standard Torquezone spring system, making the mattress stronger. The Torquezone design also gives more surface coverage compared to other innerspring systems and is the only open coil spring system especially designed to minimise partner disturbance because both the springs and helical wires run continuously head to toe, transferring weight down the length of the bed and minimising partner disturbance.

Torquezone® Spring Unit

Endorsed by the New Zealand Chiropractors' Association, our exclusive Torquezone spring system has been designed with a 'posturised' centre for more concentrated support where it's most needed – in the centre third of the mattress where the lumbar area and hips require additional support. It also features a head-to-toe helical system to prevent roll together.

Zip Combination

Designed for greater room flexibility, we offer a zip-combination where two mattresses can be joined together by a high tensile zip and their bases secured by a simple metal joiner system at both ends. Combinations could result in an overall King, Super King or Californian King size.



01 800 000 000





Sleepyhead

A division of New Zealand Comfort Group Ltd

FREEPHONE: 0800 753 377 **F:** +64 9 270 6006

E: commercial@sleepyhead.co.nz

Information correct at time of publication Nov 2018

